




## VEHICLE COLORS




**Torch Red**




**Raven Black Metallic**




**Indigo Blue Metallic**



**Lime Green**



**Tuscan Yellow**




**Sangria Red Metallic**




**Forest Green Metallic**



**Alpine White Metallic**



**Champagne Metallic**



**Caribbean Blue**

**Icon Electric Vehicles**  
203 Kelsey Ln, Ste E.  
Tampa, FL 33619



## Model: i20 DATA SHEET



### POWER

**Motor:** 48 Volt AC 4kw

**Battery:** US Battery Lead Acid, NexGen AGM, or NexGen Advanced Lithium

**Charger:** On Board

**Transaxle:** 10.5:1 High Speed Rear Axle - continuously variable

**Controller:** Toyota© 350 Amp.

### PERFORMANCE

**Seating Capacity:** 2 persons

**Forward Max Speed:** (varies based on use)

**Braking Distance:** Approx. 7 feet

**Turning Radius:** Approx. 10 feet

**Climbing:** Safe Climb 25% grade / Max Climb 35% grade

**Maximum distance per full charge:** Approx. 25-50 miles

### STRUCTURE

**Chassis:** A-Frame powder coated Steel. Four Wheel Coil Over Shock Suspension

**Top Supports:** Galvanized Steel. Anti-Corrosive Dip w/ Powder Coat

**Body:** PP Material

**Cart Dimensions:** 8' x 4' x 6'

**Ground Clearance:** 4.5 Inches

**Net Weight:** 595 Lbs.

### EQUIPMENT

**Lights:** Head, Tail, Brake, and Turn Signals

**Wheels:** 10 inch Aluminum

**Other:** Charge Indicator, Horn, Digital Speedometer, Gauges, Side Mirrors, Seat Belts

**Optional:** A full line of Accessory Upgrades and Parts



[www.IconEV.com](http://www.IconEV.com)  
**866.426.6380**



ELECTRIC VEHICLES

## Model: i40 DATA SHEET



### POWER

**Motor:** 48 Volt AC 4kw

**Battery:** US Battery Lead Acid, NexGen AGM, or NexGen Advanced Lithium

**Charger:** On Board

**Transaxle:** 10.5:1 High Speed Rear Axle - continuously variable

**Controller:** Toyota© 350 Amp.

### PERFORMANCE

**Seating Capacity:** 4 persons

**Forward Max Speed:** (varies based on use)

**Braking Distance:** Approx. 7 feet

**Turning Radius:** Approx. 10 feet

**Climbing:** Safe Climb 25% grade / Max Climb 35% grade

**Maximum distance per full charge:** Approx. 25-50 miles

### STRUCTURE

**Chassis:** A-Frame powder coated Steel. Four Wheel Coil Over Shock Suspension

**Top Supports:** Galvanized Steel. Anti-Corrosive Dip w/ Powder Coat

**Body:** PP Material

**Cart Dimensions:** 9' x 4' x 6'

**Ground Clearance:** 4.5 Inches

**Net Weight:** 639 Lbs.


### EQUIPMENT

**Lights:** Head, Tail, Brake, and Turn Signals

**Wheels:** 10 inch Aluminum

**Other:** Charge Indicator, Horn, Digital Speedometer, Gauges, Side Mirrors, Seat Belts

**Optional:** A full line of Accessory Upgrades and Parts



[www.IconEV.com](http://www.IconEV.com)  
866.426.6380



## Model: i40f

### DATA SHEET



#### POWER

**Motor:** 48 Volt AC 4kw

**Battery:** US Battery Lead Acid, NexGen AGM, or NexGen Advanced Lithium

**Charger:** On Board

**Transaxle:** 10.5:1 High Speed Rear Axle - continuously variable

**Controller:** Toyota© 350 Amp.

#### PERFORMANCE

**Seating Capacity:** 4 persons

**Forward Max Speed:** (varies based on use)

**Braking Distance:** Approx. 7 feet

**Turning Radius:** Approx. 10 feet

**Climbing:** Safe Climb 25% grade / Max Climb 35% grade

**Maximum distance per full charge:** Approx. 25-50 miles

#### STRUCTURE

**Chassis:** A-Frame powder coated Steel. Four Wheel Coil Over Shock Suspension

**Top Supports:** Galvanized Steel. Anti-Corrosive Dip w/ Powder Coat

**Body:** PP Material

**Cart Dimensions:** 10' x 4' x 6'

**Ground Clearance:** 4.5 Inches

**Net Weight:** 639 Lbs.



#### EQUIPMENT

**Lights:** Head, Tail, Brake, and Turn Signals

**Wheels:** 10 inch Aluminum

**Other:** Charge Indicator, Horn, Digital Speedometer, Gauges, Side Mirrors, Seat Belts

**Optional:** A full line of Accessory Upgrades and Parts



[www.IconEV.com](http://www.IconEV.com)  
866.426.6380



## Model: i40L

### DATA SHEET



#### POWER

**Motor:** 48 Volt AC 4kw

**Battery:** US Battery Lead Acid, NexGen AGM, or NexGen Advanced Lithium

**Charger:** On Board

**Transaxle:** 10.5:1 High Speed Rear Axle - continuously variable

**Controller:** Toyota© 350 Amp.

#### PERFORMANCE

**Seating Capacity:** 4 persons

**Forward Max Speed:** (varies based on use)

**Braking Distance:** Approx. 7 feet

**Turning Radius:** Approx. 10 feet

**Climbing:** Safe Climb 25% grade / Max Climb 35% grade

**Maximum distance per full charge:** Approx. 25-50 miles

#### STRUCTURE

**Chassis:** A-Frame powder coated Steel. Four Wheel Coil Over Shock Suspension

**Top Supports:** Galvanized Steel. Anti-Corrosive Dip w/ Powder Coat

**Body:** PP Material

**Cart Dimensions:** 9' x 4' x 6.5'

**Ground Clearance:** 4.5 Inches

**Net Weight:** 639 Lbs.


#### EQUIPMENT

**Lights:** Head, Tail, Brake, and Turn Signals

**Wheels:** 10 inch Aluminum

**Other:** Charge Indicator, Horn, Digital Speedometer, Gauges, Side Mirrors, Seat Belts

**Optional:** A full line of Accessory Upgrades and Parts



[www.IconEV.com](http://www.IconEV.com)  
**866.426.6380**



## Model: i60 DATA SHEET



### POWER

**Motor:** 48 Volt AC 4kw

**Battery:** US Battery Lead Acid, NexGen AGM, or NexGen Advanced Lithium

**Charger:** On Board

**Transaxle:** 10.5:1 High Speed Rear Axle - continuously variable

**Controller:** Toyota© 350 Amp.

### PERFORMANCE

**Seating Capacity:** 6 persons

**Forward Max Speed:** (varies based on use)

**Braking Distance:** Approx. 7 feet

**Turning Radius:** Approx. 12 feet

**Climbing:** Safe Climb 25% grade / Max Climb 35% grade

**Maximum distance per full charge:** Approx. 25-50 miles

### STRUCTURE

**Chassis:** A-Frame powder coated Steel. Four Wheel Coil Over Shock Suspension

**Top Supports:** Galvanized Steel. Anti-Corrosive Dip w/ Powder Coat

**Body:** PP Material

**Cart Dimensions:** 13' x 4' x 6'

**Ground Clearance:** 4.5 Inches

**Net Weight:** 948 Lbs.


### EQUIPMENT

**Lights:** Head, Tail, Brake, and Turn Signals

**Wheels:** 10 inch Aluminum

**Other:** Charge Indicator, Horn, Digital Speedometer, Gauges, Side Mirrors, Seat Belts

**Optional:** A full line of Accessory Upgrades and Parts



[www.IconEV.com](http://www.IconEV.com)  
866.426.6380



## Model: i60L DATA SHEET



### POWER

**Motor:** 48 Volt AC 4kw

**Battery:** US Battery Lead Acid, NexGen AGM, or NexGen Advanced Lithium

**Charger:** On Board

**Transaxle:** 10.5:1 High Speed Rear Axle - continuously variable

**Controller:** Toyota© 350 Amp.

### PERFORMANCE

**Seating Capacity:** 6 persons

**Forward Max Speed:** (varies based on use)

**Braking Distance:** Approx. 7 feet

**Turning Radius:** Approx. 12 feet

**Climbing:** Safe Climb 25% grade / Max Climb 35% grade

**Maximum distance per full charge:** Approx. 25-50 miles

### STRUCTURE

**Chassis:** A-Frame powder coated Steel. Four Wheel Coil Over Shock Suspension

**Top Supports:** Galvanized Steel. Anti-Corrosive Dip w/ Powder Coat

**Body:** PP Material

**Cart Dimensions:** 13' x 4' x 6.5'

**Ground Clearance:** 4.5 Inches

**Net Weight:** 948 Lbs.



### EQUIPMENT

**Lights:** Head, Tail, Brake, and Turn Signals

**Wheels:** 10 inch Aluminum

**Other:** Charge Indicator, Horn, Digital Speedometer, Gauges, Side Mirrors, Seat Belts

**Optional:** A full line of Accessory Upgrades and Parts



[www.IconEV.com](http://www.IconEV.com)  
866.426.6380